

KESTEVEN AND SLEAFORD HIGH SCHOOL

French Scheme of Learning

Year 7 – Term 3 / Unit 3: Ca c'est mon truc

Intent: Rationale

Students will discuss leisure activities and personal possessions. They will also be introduced to a range of time phrases to enhance the complexity of their work. They will be exposed to a series of irregular and regular verbs, which will allow them to deepen their knowledge of the present tense in French, alongside being able to recognise the perfect tense. They will continue to develop knowledge of giving extended opinions.

Sequencing – what prior learning does this topic build upon?	Sequencing – what subsequent learning does this topic feed into?
<ul style="list-style-type: none"> • Y7 Term 1 “Tout sur moi” (sound patterns; adjectives; high frequency verbs) • Y7 Term 2 « Mon monde perso » 	<ul style="list-style-type: none"> • Y7 term 4 – mon quartier • Year 8 unit 1 – bouger – c'est important • Year 8 Unit 4 – la technologie • Year 8 Term 5 – les medias • Year 9 Unit 6 – les choristes • GCSE – use of present tense • GCSE – Unit 3 – Freetime and leisure activities
What are the links with other subjects in the curriculum?	What are the links to SMSC, British Values and Careers?
<ul style="list-style-type: none"> • PSHE (Transition work; friends & family) • German (Similar themes) • Music (opinions on genres of music) • Personal Development – Healthy living and mental wellbeing 	<ul style="list-style-type: none"> • SP2, Sp3, Sp4 • SO1 • C1, C2, c4

KESTEVEN AND SLEAFORD HIGH SCHOOL

What are the opportunities for developing literacy skills and developing learner confidence and enjoyment in reading?	What are the opportunities for developing mathematical skills?
<ul style="list-style-type: none"> • Reading aloud during reading comprehension tasks. Signposting of grammatical structures and continuation of reading skills • Links between French and English vocabulary exploited to allow for links between languages that will strengthen vocabulary 	<ul style="list-style-type: none"> • Dates • Number

Intent – Concepts

What knowledge will students gain and what skills will they develop as a consequence of this topic?
<u>Know</u>
<ul style="list-style-type: none"> • How to discuss Leisure activities and personal possessions • How to discuss When/how often you do different activities • How to discuss weekend activities • How to discuss Music preferences/national events • How to use Adjective placement and agreement • How to use Regular er verbs • How to use Irregular verbs – aller/faire/avoir/etre • How to use Reflexives – se lever/se coucher • How to use Possessives (son/sa/ses) • How to recognise the Perfect tense j'ai visité/j'ai vu
<u>Apply</u>
<ul style="list-style-type: none"> • Knowledge is applied through a range of listening, reading, speaking and writing activities, alongside grammar practice, dictation, translation and appropriate phonics instruction and use of authentic French texts to add to cultural capital
<u>Extend</u>
<ul style="list-style-type: none"> • To include higher level language structures • To draw on prior knowledge to include perfect, future and conditional phrases

KESTEVEN AND SLEAFORD HIGH SCHOOL

What subject specific language will be used and developed in this topic?	What opportunities are available for assessing the progress of students?
<p>Grammar:</p> <ul style="list-style-type: none"> • Adjective placement and agreement • Regular er verbs • Irregular verbs – aller/faire/avoir/etre • Reflexives – se lever/se coucher • Possessives (son/sa/ses) • Perfect tense j'ai visité/j'ai vu – recognise only! <p>Vocabulary:</p>	<ul style="list-style-type: none"> • Weekly vocabulary tests • Self and peer assessment in lesson • Formative assessment based on retrieval at start of each lesson • Summative assessment: Knowledge-based (listening; reading & translation)

KESTEVEN AND SLEAFORD HIGH SCHOOL

Academic Language – Regular and irregular verbs

In French, some verbs are regular, and some are irregular. Regular verbs follow a pattern when being conjugated, and irregular verbs do not, meaning they need learning separately.

MFL (French) Knowledge Organiser




Year 7 – Half Term 3

My hobbies

Topic 1 : Sports

jouer	to play	
je joue	I play	
au basket	basketball	
au foot	football	
au hockey-sur-glace	ice hockey	
au rugby	rugby	
au tennis (de table)	(table) tennis	
au volleyball	volleyball	
à la pétanque	boules	
Je suis	I am	
Je ne suis pas	I am not	
Sportif/sportive	sporty	
Assez	quite	
Très	very	

Topic 2 : Activities

Je fais du skate	I do skateboarding	
Je fais du parkour	I do parkour	
Je fais du roller	I do rollerskating	
Je fais du vélo	I do cycling	
Je fais du patin à glace	I do ice-skating	
Je fais du ski	I do skiing	
Je fais de la danse	I do dancing	
Je fais de la natation	I do swimming	
Je fais de l'équitation	I do horseriding	
Je fais des arts-martiaux	I do martial arts	
Je fais des promenades	I do walking (I go for walks)	

Topic 4 : Frequency and Time Markers

Quelquefois	Sometimes
Souvent	Often
Tous les jours	Every day
Tous les soirs	Every evening
Tout le temps	All the time
De temps en temps	From time to time
Une fois par semaine	One a week
Deux fois par semaine	Twice a week
Jour	Day(time)
Nuit	night(time)
Pendant la journée	During the day

Topic 3.1: Opinions

j'adore	I love
j'aime	I like
je déteste	I hate
je n'aime pas	I don't like
je pense que	I think that
mon sport préféré	my favourite sport



Topic 3.2: 'er' verbs!

he/she = il/elle

you = tu

I = je

détester

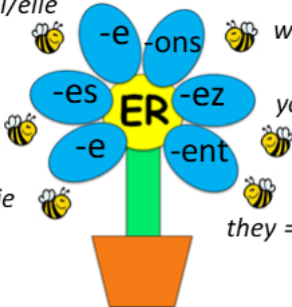
adorer

aimer

we = nous

you = vous

they = ils/elles



Topic 5 : Adjectives

c'est...	it's
actif	energetic
amusant	fun
barbant/ennuyeux	boring
cool	cool
esprit d'équipe	team spirit
fatigant	tiring
incroyable	incredible
intéressant	interesting
sportif/sportive	sporty
vraiment nul	really rubbish

KESTEVEN AND SLEAFORD HIGH SCHOOL

Lesson title	Learning challenge	Higher level challenge	Suggested activities and resources
Lesson 1 – Quels sports aimes-tu jouer?	<p>To discuss which sports you enjoy playing</p> <p>To consolidate new knowledge of key vocabulary through listening and reading activities</p> <p>To construct sentences using opinions in both spoken and written form</p> <p>To understand how to use au/a la / aux with jouer</p>	<p>To use higher level vocabulary and structures.</p> <p>To include different tenses to increase complexity of work</p>	<p>Planned lesson in French Dept folder Allez 1 – p130-131</p> <p>Homework – languagenut year 7 – unit 3 – possessions and activities</p>
Lesson 2 – tu n’aimes pas faire du judo?	<p>To understand the difference between the verbs faire and jouer</p> <p>To conjugate the verb faire and to discuss use of faire ‘de</p> <p>To practice use of faire de and jouer au</p> <p>To give opinions on sports and activities using infinitive constructions</p>	<p>To use higher level vocabulary and structures.</p> <p>To include different tenses to increase complexity of work</p>	<p>Planned lesson in French Dept folder Allez 1 – p130-131</p>
Lesson 3 – j’adore lire	<p>To build core knowledge around different leisure activities using a range of infinitives with opinions</p> <p>To understand which of these verbs are regular and how to conjugate them in the present tense</p> <p>To understand and recognise the irregular verbs with activities</p>	<p>To use higher level vocabulary and structures.</p> <p>To include different tenses to increase complexity of work</p>	<p>Planned lesson in French Dept folder Allez 1 – p42-43</p> <p>Allez 1 – P78</p> <p>Homework – languagenut year 7 – unit 5 - activities</p>
Lesson 4 – Que fais-tu le weekend?	<p>To consolidate core knowledge through a range of activites based on receptive and productive skills to</p>	<p>To use higher level vocabulary and structures.</p>	<p>Planned lesson in French Dept folder Allez 1 – p78</p> <p>Allez 1 – p100-101</p> <p>Allez 1 p98-99</p>

KESTEVEN AND SLEAFORD HIGH SCHOOL

	allow students to conjugate verbs accurately in the present tense	To include different tenses to increase complexity of work	
Lesson 5 – Quand regardes-tu la tele?	To understand and recognise a range of adverbs of time, allowing students to add complexity to their work To consolidate use of time phrases through deliberate practice and a range of activities including constructing sentences in spoken form	To use higher level vocabulary and structures. To include different tenses to increase complexity of work	Planned lesson in French Dept folder Allez 1 – p98-99 Homework – languagenut year 7 – unit 6 – time expressions
Lesson 6 – Tu aimes la musique rap?	To give extended opinions on different genres of music To use connectives to justify opinions To use adjectives to describe why you do/don't enjoy different music genres To consolidate vocabulary through a range of listening and speaking activities	To use higher level vocabulary and structures. To include different tenses to increase complexity of work	Planned lesson in French Dept folder Allez 1 - P102
Lesson 7 - ce que je fais	To produce a short presentation around what you do in your free time To give peer feedback to your classmates around their spoken French and presentation skills To focus on accurate pronunciation	To use higher level vocabulary and structures. To include different tenses to increase complexity of work	Planned lesson in French Dept folder Homework – languagenut year 7 – unit 6 – weekend activities

KESTEVEN AND SLEAFORD HIGH SCHOOL

Lesson 8 – les revisions	<p>To revise for an assessment and consolidate knowledge taught in this unit of work</p> <p>To look at a WAGOLL for a piece of writing similar to that drafted for your presentation</p> <p>To discuss what good French writing looks like</p> <p>To draft an extended paragraph to be assessed</p>		Planned lesson in French Dept folder
Assessment	<p>To complete summative assessment to full potential</p> <p>To construct a paragraph based on what you like to do in your free time</p>		Assessment