



ART Scheme of Learning

Year 7 Module 2 - Shoes

Intent – Rationale

The vital role of art and design plays in our school community is to allowing curiosity, creativity and self-expression to develop alongside resilience, confidence and critical thinking skills. We strive to enable every student to find a voice and find meaning in visual language. Our curriculum introduces every member of our school community to a wide range of media equipping them with the practical skills needed to express themselves confidently visually, through play and experimentation leading to refinement. Our curriculum equips every student with an understanding of art and artists and the essential role that the visual arts plays in society, so that they can appreciate, enjoy and value the creative arts in its many forms, its cultural and contextual importance, applying this knowledge to their lives. Our Art Curriculum strives to equip all our students to be risk takers, evaluators and reflective and engaged learners, we strive to encourage our students to embrace the ambiguous when presented with problem solving activities, developing creative thinking skills.

Sequencing – what prior learning does this topic build upon?	Sequencing – what subsequent learning does this topic feed into?
At this point not much is known about students prior learning in Art apart from their work for What is Art	<ul style="list-style-type: none"> • What they do here will generate a level standard for Art so this will be a benchmark for what they do in the next projects.
What are the links with other subjects in the curriculum?	What are the links to SMSC, British Values and Careers?
<ul style="list-style-type: none"> • N/A 	<ul style="list-style-type: none"> • SP 2/3/4 • C 1,4 • Gb4 a, b, c, d,e,f,i
What are the opportunities for developing literacy skills and developing learner confidence and enjoyment in reading?	What are the opportunities for developing mathematical skills?
<ul style="list-style-type: none"> • N/A 	<ul style="list-style-type: none"> • N/A



ART Scheme of Learning

Year 7 – Module 2

Intent – Concepts

What knowledge will students gain and what skills will they develop as a consequence of this topic?	
<p><u>Know</u> Ss will be instructed through demonstrations on how to draw from observation using the 4 key skills of Angle / Pressure/Hold/Direction They will gain knowledge on how to look and respond to artists and their work</p> <p style="text-align: center;"><u>Apply</u> Studesnt will apply the taught techniques to sketchbook activities – where they will complete a drawing test / an annotation and research activity on a specific artist</p> <p style="text-align: center;"><u>Extend</u> Ss will develop their own idea and artwork from the start point</p>	
What subject specific language will be used and developed in this topic?	What opportunities are available for assessing the progress of students?
<ul style="list-style-type: none"> • Observation v imagination / tone / light / shading techniques 	<ul style="list-style-type: none"> • Sketchbook pages uploaded to Teams

Intent – Concepts

KESTEVEN AND SLEAFORD HIGH SCHOOL


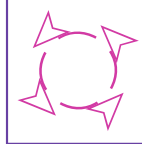


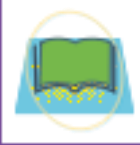




TEACHER: ALL STAFF		PROJECT TITLE: YEAR 7 ENTRY MINI PROJECT			
FORM: Year 7		DATE: 4 -6 WEEKS		MODULE: BASELINE	
	GENERATING IDEAS Designing & Developing creative Ideas	MAKING Making Art & Design	EVALUATING Judgement/Selection & Evaluation	KNOWLEDGE process & context	
Skills – aims/expectations: INTENT	What creative ideas will be learned, and/or reinforced? What creative problem will Ss encounter? What research sources will be used?	What specific exploration and experimentation of techniques/processes will be learned?	What selection skills and evaluation will be learned, and/or reinforced?	What critical/contextual knowledge will be learned?	
Teaching and learning activities IMPLEMENTATION	How will Ss be able to develop their own creative ideas?	How will Ss experiment and explore these specific skills?	What evaluation method will be used?	In what way will this knowledge be learnt?	
Assessment Criteria IMPACT	What does success look like in their practical work?	What evidence will students produce to reflect their making skills?	What evidence will students show to confirm what they have learnt?	What does success look like in their portfolio of work from this project?	
	Teacher / Learner Activity	Resources & materials /Keywords in italics	Outcomes of lesson	Hwk Task	
1	Observational stage: A range of observational studies from a source object or objects – Keys or shoes Use of tone and line, texture and drawing skills. T must demonstrate observational drawing techniques – selection, mapping out, shading, grounding. (Ss need to do this as an informal test, with no pressure). (45mins)	A class set of the same type of single objects – keys, shoes. Sketch books and 2B pencils	Series 3 of sketches from direct observation	Ss are to make an observational study from a set of keys/shoes	
2	Use of exemplar / Artist study: Written annotation & analysis of artists work. Demo on board or modelling of annotation technique. Ss need to be given a sheet of artworks and write down comparisons: T needs to model answers using a different set of images than those provided – Descriptive terms, colour differences, use of line, shape, shadow, whether the work is realistic or abstracted.	A4 colour exemplar: Jim Dine Tools, Craig Martin, Van Gogh/Milroy shoes	Colour work in pencil from artists work	Create your own response to an artwork by your favourite artist from todays lesson	
3	Experimentation phase: Plan an A4 or A5 painting composition from the objects you have drawn that makes a reference to the artist you have studied. Demo of composition and how to plan compositions. Ss should consider what the artists have done as a way to develop their ideas – chaotic or orderly designs could be explored.	A5 compositional arrangements for their work		Ss must continue this for homework and conclude their chosen idea in colours ready for the next lesson.	

KESTEVEN AND SLEAFORD HIGH SCHOOL



4	<p>Outcome and Assessment point: Completion of painting, using block paints, T to demonstrate basic painting skills. Ss should show colour mixing and application skills using brushes and the media. Ss will sketch out their painting and then apply brush marks and colour / mark making to create the painting, dividing the work into several sections to demonstrate media use.</p>	Block paints and small brushes	Completion of the A5 outcome during the lesson.	Find a toolbox or a sewing box or a cutlery drawer and make a 30 min drawing of overlapping objects in the box
5	<p>Formal standardisation: Group moderation of students work to create accurate levels for the students work. This will need to take place before the baseline data needs to be inputted.</p>			Finish off any outstanding work ready for hand in and assessment

	<p>List keywords: Line, tone, primary/secondary colour, composition, observation, washes, brushstrokes</p>		<p>Prior learning – be specific : Not known – focus of this project</p>		<p>Practical skills taught & learnt: Basic drawing / colour/critical skills</p>		<p>Links to other subjects</p>
	<p>Reading & Research evidence</p>		<p>Written work evidence</p>		<p>Ideas and creative work produced Shoe work produced after artist references</p>	<p>Assessment: Observational drawing 25% Artist study & comparison 25% Experimentation of skills 25% Outcome 25%</p>	